



INFORMATION ON READY TO WEAR FASHION PLANNING



DELAWARE 4-H

READY TO WEAR

This activity is open to all 4-H'ers, but especially designed for those age 12 and older, involved in making clothing selections for their personal wardrobe.

OBJECTIVES (Junior and Senior Division)

4-H'ers will learn to plan their wardrobes and customize clothing:

- with styles that make the most of their figure type.
- based on personal style.
- with clothes that flatter their individual coloring.
- by making the most of the clothes they already have.

IMPORTANT INFORMATION

1. Members must file an "Intent to Participate" which is an early registration. The form is available in the 4-H office and online. See Page 2 for due date.
2. A Ready to Wear activity will be held in conjunction with the county 4-H Clothing and Textiles Showcase. Ready to Wear is a contest directly relating to the consumer project, Clothing Decisions: Discovering Choice (grades 6-8) and Managing Choice (grades 9-12), the project manuals. See Page 2 for Entry Form due date. The entry will include all the forms attached. The completed notebook is to be submitted by due date on Page 2. The Notebook is your own creation or a book showing the process of consumerism as related to your wardrobe and your outfit for the Fashion Show.
3. Since the Fashion Planning is directed towards consumer education, the outfit should fit the participant's needs, fit into the existing wardrobe and be practical for the participant's activities. Be sure to be penny wise! Create a notebook to illustrate the process of choosing and buying this new addition to your wardrobe. Use the project manual materials as references for the process. For example: It is necessary to analyze your present wardrobe to be able to decide what is needed (Charts included in the project). It is also necessary to know your activities, likes and dislikes. Most people have a desire to wear certain colors and feel good in certain colors and styles. Know yourself. Your budget for clothing takes planning as well. If the participant is a special size and needs a suit or sport jacket, the cost might be excessive. The participant explains how he/she spent the money and why, showing their consumer talents. This will be judged under "Values for money spent" on the score sheet.

READY TO WEAR



4. On the day of the **Fashion Events**, see below for date and time, participants will arrive at location to be judged and to practice. Fashion Planning participants will model in the show along with 4-H'ers that have constructed garments.
5. The contests (Clothing & Textiles Showcase and Ready to Wear) will be judged separately.
6. Why this activity? This activity is held to complement the current 4-H Clothing & Textiles Showcase. Boys and girls today spend many dollars on clothing purchases and getting the most for their money is important. Good consumerism is a good life skill to learn.
7. The Ready to Wear Fashion Planning event will be held beginning at 7pm. Parents and friends are encouraged to attend.

IMPORTANT DATES, TIMES & LOCATION:

Intent to Participate Form: Due in 4-H office by **Tuesday, March 19, 2019, 4:30 p.m.** **Entry Form and Notebook Submission:** Due in 4-H office by **Monday, April 8, 2019, 4:30 p.m.**
Judging and Practice: **Saturday, April 13, 2019, 2:00 p.m.** **Registration Fashion Showcase:** **Saturday, April 13, 2019, 7:00 p.m.**

Location : Lake Forest High School 5407 Killens Pond Road, Felton, DE.

Deciding on the right look takes a great deal of careful planning!



*Don't Forget,
Deadlines Will Be Enforced!*

ENTRY FORM 4-H READY TO WEAR (Page 1 of 4)

ENTRY DUE TO YOUR COUNTY OFFICE: Monday, April 8, 2019

Kent County 4-H
Ready to Wear Contest
69 Transportation Circle
Dover, DE 19901

Name _____


Address _____

Age as of 01/01/19 _____ Club _____

Years in 4-H _____ Years in Clothing/Consumer Project _____

1. What will you wear in the show? Don't forget to mention any accessories you will be wearing

2. Is any part of the wardrobe you are wearing a new purchase? If so, please describe.



READY TO WEAR APPLICATION (Page 2 of 4)

3. Why did you select the item that you chose? (color, size, fit, appropriateness for event you are planning to wear item, etc.)

How do you plan to use this new look? Where will you wear it? Does it have any special features that make it special to your wardrobe?

Example: After completing the worksheets for this project, I found that I had a need for dress pants. I chose a pair of black ones because most of my tops would go well with them. Many of my tops and sweaters have black in them.

I will be wearing them for church, school and some family gatherings. After looking at myself more closely and thinking about what looks best on me, I found that being a little on the large size in the hips, that a dark color would be best, and not to get a tight-fitting style.

5. Describe the cost of your purchase. Was it a bargain or a splurge? Was it a quick decision or a long thought out plan?

6. What consumer skills did you learn from this project?

7. Briefly describe how you feel and how you look in this outfit.

8. Describe or attach pictures of your completed outfit to help those preparing for the show.

SUGGESTIONS FOR WRITING NARRATIVE:

An imaginative and informative 4-H Clothing & Textile Showcase commentary helps the model and the audience. The commentary tells the model when to appear on the stage, what fashion details to highlight and when to leave the stage. The commentary tells the audience the model's name, the special features of the garment and other interesting information.

An example of a GOOD commentary:

Sixteen-year-old Jody Rice is ready for the cool weather in this cotton/polyester blouse. Jody loves the color yellow and already had this lovely scarf as part of her wardrobe. She chose to pair this lovely blouse with the scarf for an upcoming sports banquet. She really feels this is a perfect outfit for her and makes her feel very special when she is wearing it. While completing this project, Jody learned a lot about being consumer savvy and how to look for a good buy when trying to develop her wardrobe. Besides sewing, Jody runs track and is the senior class secretary at Woodward High School. She is currently the president of the Montrose 4-H Club, and participates in the 4-H project areas of Foods, Clothing, Sheep and Leadership. This blouse will be quite useful to brighten up her winter wardrobe. Enjoy looking great at your upcoming sports banquet.

In preparing commentaries:

- Write light and lively descriptions.
- Be informative.
- Use active words, such as "Stepping out . . ." or "Ready for . . ."
- Use catchy phrases. Look in fashion magazines at ads.
- Avoid the obvious. Rather than saying, "yellow dress," say "sunny" or "lemon." Say "Buttons brighten the front," instead of "It buttons up the front."
- Create an appealing mental picture.
- The commentary should equal the time the model is on the stage.

Descriptions might include:

- A lead sentence introducing the model by name, club, etc.
- Details of the garment.
- What the model has learned (selection/techniques).
- Accessories used.
- How the garment reflects the current fashion scene.
- 4-H background and special interests of the model.
- Amount of money saved.
- Special advantages/versatility, ease of care.
- Exit cue. "Have fun in the sun, Jennifer." "A great look for college next year."